



FAWCETT
MIXING EQUIPMENT SPECIALISTS

Air Motor Specifications and Performance



10A – 1/2 Horsepower

Power	.42 hp
Max Speed	10,000 rpm
Torque @ Max Speed	2.75 lb-in
Max Air Consumption	21 cfm
Speed @ Max Torque	650 rpm

Max Torque	5.6 lb-in
Max Pressure	100 psi
Sound Level	78 dB(A) Max.
Air Inlet/Outlet	1/8" NPT
Normal Ambient	34°F - 248°F

Relative Humidity	0% - 100%
Hazardous Ambient	34°F - 104°F
ATEX Marking	⊕ II 2 GD Ex h IIC T4 Gb Ex h IIIC T135C Db (+1C<Ta<+40C)

Variants: 10A-HUB




20A – 1 Horsepower

Power	.95 hp
Max Speed	3,000 rpm
Torque @ Max Speed	19.5 lb-in
Max Air Consumption	30 cfm
Speed @ Max Torque	350 rpm

Max Torque	26 lb-in
Max Pressure	100 psi
Sound Level	76 dB(A) Max.
Air Inlet/Outlet	1/4" NPT
Normal Ambient	34°F - 248°F

Relative Humidity	0% - 100%
Hazardous Ambient	34°F - 104°F
ATEX Marking	⊕ II 2 GD Ex h IIC T4 Gb Ex h IIIC T135C Db (+1C<Ta<+40C)

Variants: 20A-HUB



30A – 1 3/4 Horsepower

Power	1.7 hp
Max Speed	3,000 rpm
Torque @ Max Speed	36 lb-in
Max Air Consumption	72 cfm
Speed @ Max Torque	300 rpm

Max Torque	56 lb-in
Max Pressure	100 psi
Sound Level	87 dB(A) Max.
Air Inlet/Outlet	1/4" NPT
Normal Ambient	34°F - 248°F

Relative Humidity	0% - 100%
Hazardous Ambient	34°F - 104°F
ATEX Marking	⊕ II 2 GD Ex h IIC T4 Gb Ex h IIIC T135C Db (+1C<Ta<+40C)

Variants: 30A-HUB, 30A-NEMA



40A – 4 Horsepower

Power	4.0 hp
Max Speed	3,000 rpm
Torque @ Max Speed	84 lb-in
Max Air Consumption	128 cfm
Speed @ Max Torque	300 rpm

Max Torque	115 lb-in
Max Pressure	100 psi
Sound Level	90 dB(A) Max.
Air Inlet/Outlet	1/2" NPT
Normal Ambient	34°F - 248°F

Relative Humidity	0% - 100%
Hazardous Ambient	34°F - 104°F
ATEX Marking	⊕ II 2 GD Ex h IIC T4 Gb Ex h IIIC T135C Db (+1C<Ta<+40C)

Variants: 40A-FOOT, 40A-FACE, 40A-NEMA



50A – 5 Horsepower

Power	5.25 hp
Max Speed	2,500 rpm
Torque @ Max Speed	132 lb-in
Max Air Consumption	175 cfm
Speed @ Max Torque	300 rpm

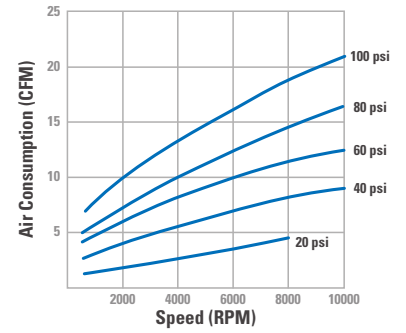
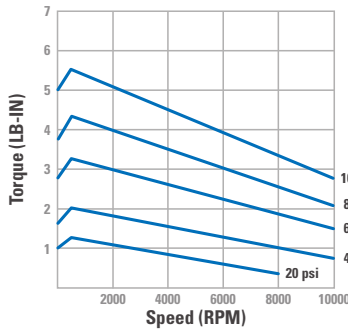
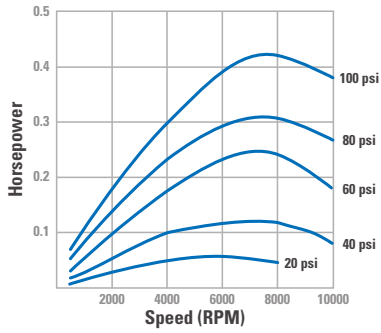
Max Torque	185 lb-in
Max Pressure	100 psi
Sound Level	105 dB(A) Max.
Air Inlet/Outlet	1/2" NPT
Normal Ambient	34°F - 248°F

Relative Humidity	0% - 100%
Hazardous Ambient	34°F - 104°F
ATEX Marking	⊕ II 2 GD Ex h IIC T4 Gb Ex h IIIC T135C Db (+1C<Ta<+40C)

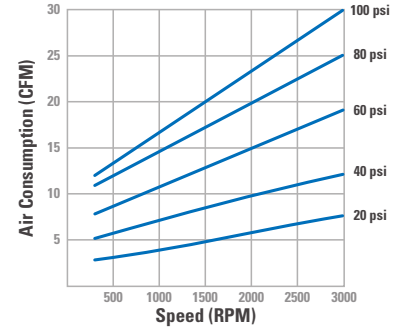
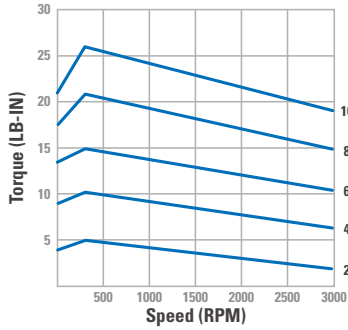
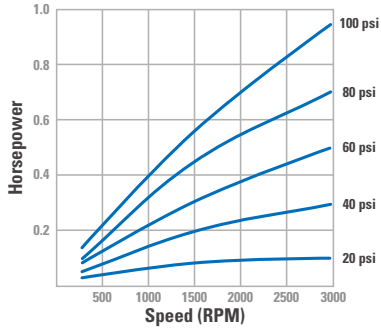
Variants: 50A-FOOT, 50A-NEMA

Motor Performance

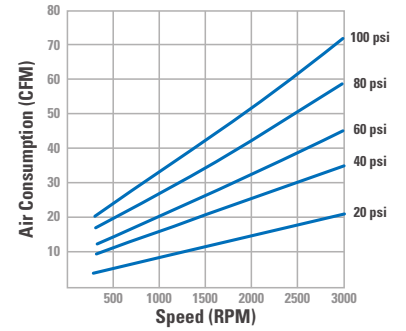
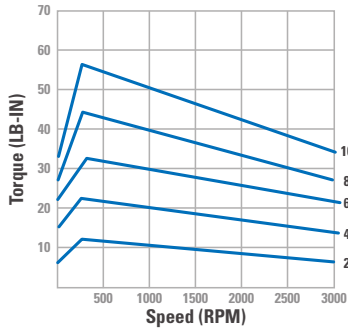
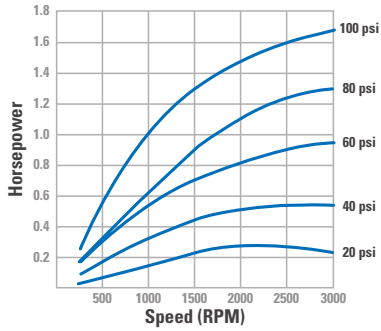
10A



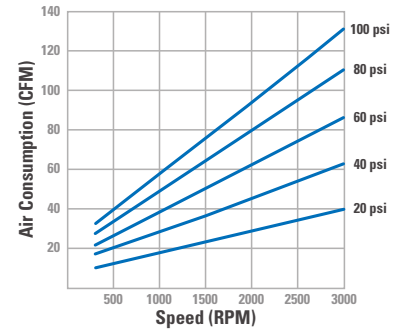
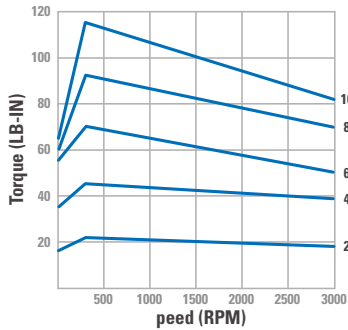
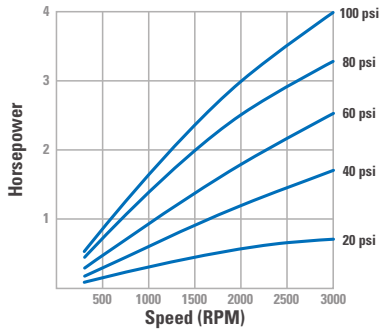
20A



30A



40A



50A

